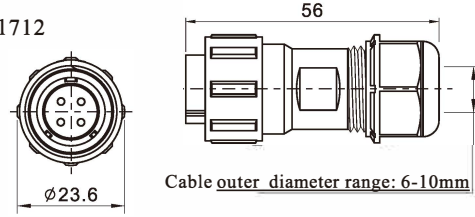


**SP
17**

SP17 Series



Cable connector
Mate with SP1711, SP1712

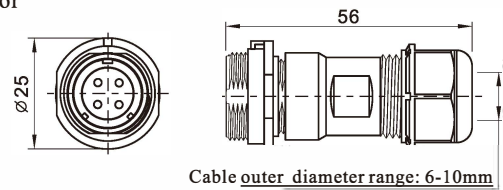


SP1710 / P _ _ _ **N** **SP1710 / S** _ _ _ **N**
Male contact Female contact

1: solder, 3: crimp
Number of contact



In-line cable connector
Mate with SP1710



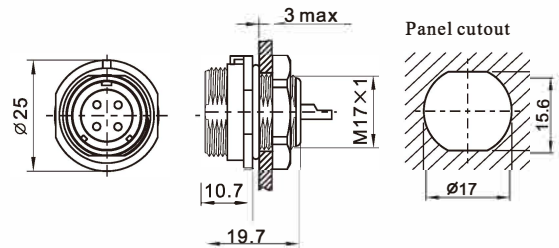
SP1711 / P _ _ _ _ **SP1711 / S** _ _ _ _

Number of contact

C: with cap
N: without cap
1: solder, 3: crimp



Rear-nut mount
Mate with SP1710



SP1712 / P _ _ _ _ **SP1712 / S** _ _ _ _

Number of contact

C: with cap
N: without cap
1: solder, 3: crimp

Solder contact spec

Number of contact	2	3	4	2B	3B	4B	5	7	9	10
Male contact face view										
Rated current (A)	10	10	5	15	15	15	5	5	5	5
Contact diameter(mm)	ø1.5X2	ø1.5X3	ø1X4	ø2X2	ø2X3	ø2X4	ø1X5	ø1X7	ø1X9	ø1X10
Rated voltage (AC.V)	500	500	500	500	500	500	500	400	400	400
Test voltage(AC.V) 1 min	1500	1500	1500	1500	1500	1500	1500	1200	1200	1200
Contact resistance (m.Ω)	2.5	2.5	5	2.5	2.5	2.5	5	5	5	5
Wire size(mm²/AWG)	≤2/14	≤2/14	≤0.75/18	≤2/14	≤2/14	≤2/14	≤0.75/18	≤0.75/18	≤0.75/18	≤0.75/18