

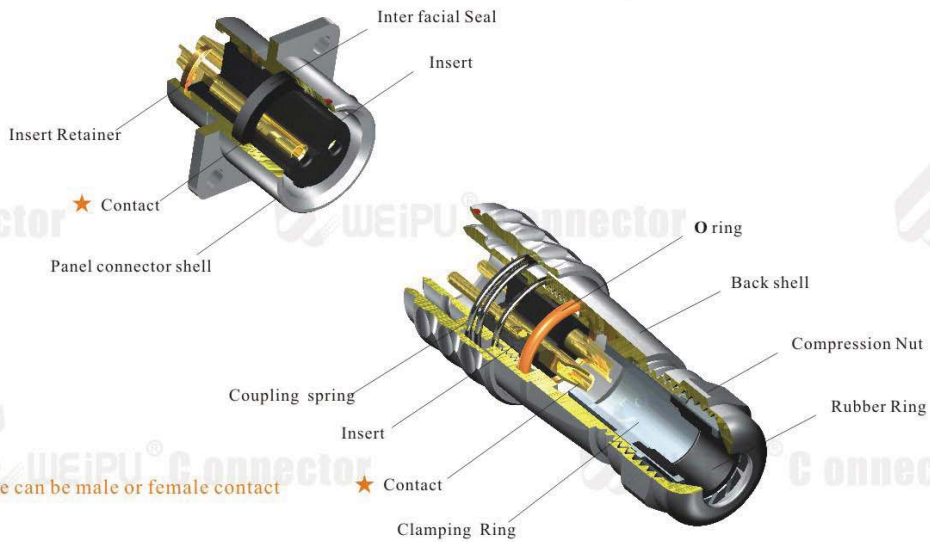


IP67

**SF
12**



● **SF12 IP67 Push-pull coupling**



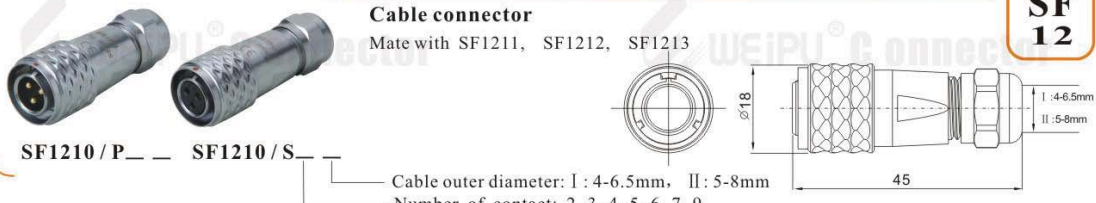
Material and spec

Coupling	PUSH-PULL
Shell material	Brass with chrome plating
Insert material	PPS max temperature 260 °C , fire resistance : V-0
Contact material	Brass with gold plating
Termination	Solder
Cable outer diameter range	I : 4-6.5mm II : 5-8mm
IP rating	IP67
Mating cycle	>500
Temperature range	-40C~+85C
Insulation resistance MΩ	2000

SF12 Series IP67

SF
12


Cable connector
Mate with SF1211, SF1212, SF1213



SF1210 / P — SF1210 / S —

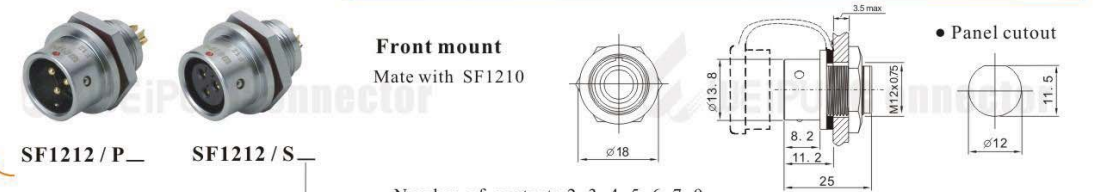
Cable outer diameter: I : 4-6.5mm, II : 5-8mm
Number of contact: 2, 3, 4, 5, 6, 7, 9

In-line cable connector
Mate with SF1210



SF1211 / P — SF1211 / S —

Front mount
Mate with SF1210

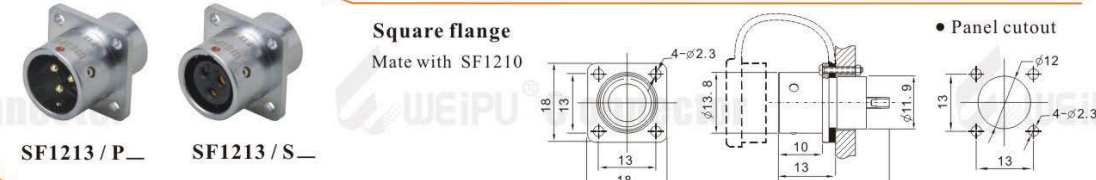


SF1212 / P — SF1212 / S —

Number of contact: 2, 3, 4, 5, 6, 7, 9

• Panel cutout


Square flange
Mate with SF1210



SF1213 / P — SF1213 / S —








• Panel cutout

Angled cable connector
Mate with SF1211, SF1212, SF1213



SF1214 / P — II SF1214 / S — II

Contact arrangement and spec for solder termination

Number of contact	2	3	4	5	6	7	9
Male contact face view							
Rated current (A)	13A	13A	5A	5A	5A	5A	3A
Contact diameter	∅ 1.6X2	∅ 1.6X3	∅ 1X4	∅ 1X5	∅ 1X6	∅ 1X7	∅ 0.7X9
Rated voltage (AC.V)	250V	250V	200V	180V	125V	125V	125V
Test voltage(AC.V) 1 min	1500V	1500V	1500V	1000V	1000V	1000V	1000V
Contact resistance =Ω	2	2	5	5	5	5	10
Wire size mm ² /AWG	≤2/14	≤2/14	≤0.785/18	≤0.785/18	≤0.785/18	≤0.785/18	≤0.785/18