



IP67

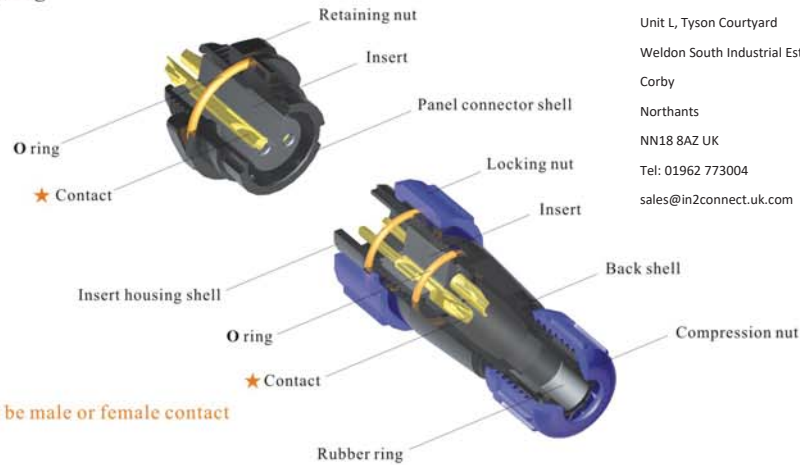


IN2CONNECT
ELECTRONIC CONNECTORS

SY
Series



- SY Series IP67
- Bayonet coupling



In2Connect UK Ltd
Unit L, Tyson Courtyard
Weldon South Industrial Estate
Corby
Northants
NN18 8AZ UK
Tel: 01962 773004
sales@in2connect.uk.com

★ Each side can be male or female contact

Material and spec

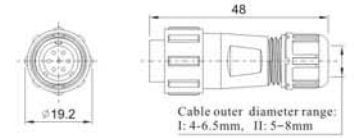
Coupling	Bayonet
Shell material	PC: Panel connector shell, Insert housing shell Nylon66: Locking nut, Back shell, Compressing nut, Retaining nut Fire resistance: V-0
Insert material	PPS, max temperature 260 °C
Contact material	Brass with gold plating
Termination	Solder: SY13, SY17, SY21 Crimp: SY17, SY21 Screw: SY21 (∅3mm contact)
IP rating	IP67
Mating cycle	500
Temperature range	-40°C ~ +85°C
Insulation resistance (MΩ)	2000

SY
13

SY13 Series



Cable connector
Mate with SY1311, SY1312

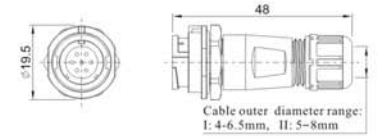


SY1310 / P _ _ SY1310 / S _ _

Cable outer diameter
I: 4-6.5mm, II: 5-8mm
Number of contact



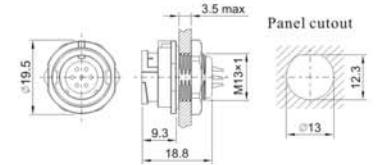
In-line cable connector
Mate with SY1310



SY1311 / P _ _ SY1311 / S _ _



Rear-nut mount
Mate with SY1310



SY1312 / P _ _ SY1312 / S _ _

Number of contact

Solder contact spec

Number of contact	2	3	4	5	6	7	9
Male contact face view							
Rated current (A)	13	13	5	5	5	5	3
Contact diameter(mm)	1.6	1.6	1	1	1	1	0.7
Rated voltage (AC.V)	250	250	200	180	125	125	125
Test voltage(AC.V) 1 min	1500	1500	1500	1000	1000	1000	1000
Contact resistance (mΩ)	2	2	5	5	5	5	10
Wire size (mm ² /AWG)	≤2/14	≤2/14	≤0.785/18	≤0.785/18	≤0.785/18	≤0.785/18	≤0.785/18

**SY
17**

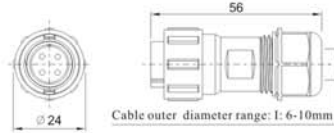
SY17 Series



SY1710 / P --- SY1710 / S

Cable connector
Mate with SY1711, SY1712

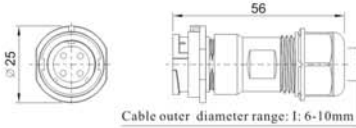
- 1: solder, 3: crimp
- Cable outer diameter: I: 6-10mm
- Number of contact



SY1711 / P --- SY1711 / S

In-line cable connector
Mate with SY1710

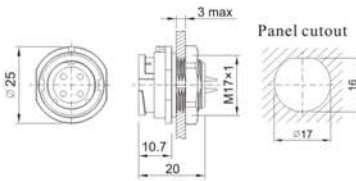
- Number of contact



SY1712 / P --- SY1712 / S

Rear-nut mount
Mate with SY1710

- Number of contact



Solder contact spec

Number of contact	2	3	4	5	7	9	10
Male contact face view							
Rated current (A)	10	10	5	5	5	5	5
Contact diameter(mm)	1.5	1.5	1	1	1	1	1
Rated voltage (AC.V)	500	500	500	500	400	400	400
Test voltage(AC.V) 1 min	1500	1500	1500	1500	1200	1200	1200
Contact resistance (mΩ)	2.5	2.5	5	5	5	5	5
Wire size (mm ² /AWG)	≤ 2/14	≤ 2/14	≤ 0.785/18	≤ 0.785/18	≤ 0.785/18	≤ 0.785/18	≤ 0.785/18

★ Crimp contact spec see page 77-80

**SY
21**

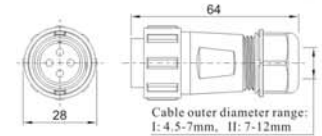
SY21 Series



SY2110 / P --- SY2110 / S

Cable connector
Mate with SY2111, SY2112, SY2113

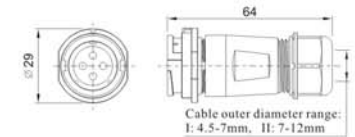
- 1: solder, 2: screw, 3: crimp
- Cable outer diameter: I: 4.5-7mm, II: 7-12mm



SY2111 / P --- SY2111 / S

In-line cable connector
Mate with SY2110

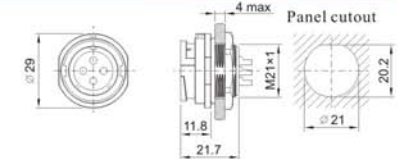
- Number of contact



SY2112 / P --- SY2112 / S

Rear-nut mount
Mate with SY2110

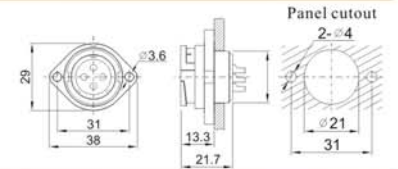
- 1: solder, 2: screw, 3: crimp



SY2113 / P --- SY2113 / S

2-hole flange
Mate with SY2110

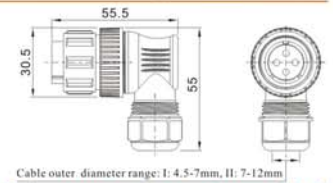
- Number of contact



SY2116 / P --- SY2116 / S

Angled cable connector
Mate with SY2111, SY2112, SY2113

- 1: solder, 2: screw, 3: crimp
- Cable outer diameter: I: 4.5-7mm, II: 7-12mm



Solder contact spec

Number of contact	2	3	4	5	5B	5C	7	9	12
Male contact face view									
Rated current (A)	30	30	30	30	30 5	15	15	5	5
Contact diameter(mm)	3	3	3	3	3 3X2 1X3	2	2	1	1
Rated voltage (AC.V)	500	500	500	500	500	500	500	500	400
Test voltage(AC.V) 1 min	1500	1500	1500	1500	1500	1500	1500	1500	1200
Contact resistance (mΩ)	1	1	1	1	1 5	2.5	2.5	5	5
Termination	solder / screw	solder / screw	solder / screw	solder / screw	solder	solder	solder	solder	solder
Wire size for solder (mm ² /AWG)	≤ 4/11	≤ 4/11	≤ 4/11	≤ 4/11	≤ 4/11 ≤ 0.785/18	≤ 2/14	≤ 2/14	≤ 0.785/18	≤ 0.785/18
Wire size for screw termination (mm ² /AWG)	≤ 1.5/15	≤ 1.5/15	≤ 1.5/15	≤ 1.5/15	/	/	/	/	/

★ Crimp contact spec see page 77-80