

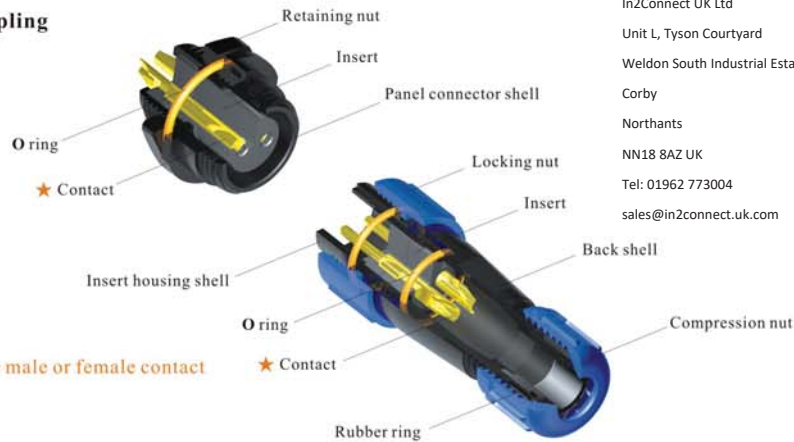


WEIPU®



SP Series

- SP Series IP68
- Threaded coupling



In2Connect UK Ltd
 Unit L, Tyson Courtyard
 Weldon South Industrial Estate
 Corby
 Northants
 NN18 8AZ UK
 Tel: 01962 773004
 sales@in2connect.uk.com

★ Each side can be male or female contact

Material and spec

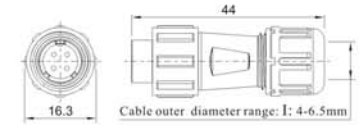
Coupling	Threaded
Shell material	PC: Panel connector shell, Insert housing shell Nylon66: Locking nut, Back shell, Compressing nut, Retaining nut Fire resistance: V-0
Insert material	PPS, max temperature 260 °C
Contact material	Brass with gold plating
Termination	Solder: SP11, SP13, SP17, SP21, SP29 Crimp: SP17, SP21, SP29 Screw: SP21, SP29 (∅2.5, ∅3, ∅3.5mm contact)
IP rating	IP68
Mating cycle	500
Temperature range	-40°C ~ +85°C
Insulation resistance (MΩ)	2000

SP11 Series

SP 11



Cable connector
 Mate with SP1111, SP1112

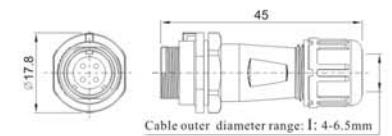


SP1110/P__ SP1110/S__

Cable outer diameter: I: 4-6.5mm
 Number of contact



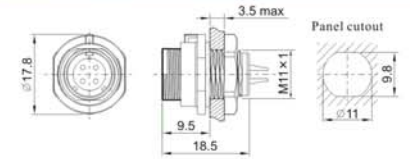
In-line cable connector
 Mate with SP1110



SP1111/P__ SP1111/S__



Rear-nut mount
 Mate with SP1110



SP1112/P__ SP1112/S__

Number of contact

Solder contact spec

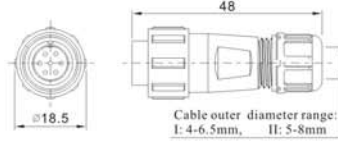
Number of contact	2	3	4	5
Male contact face view				
Rated current (A)	5	5	3	3
Contact diameter(mm)	1	1	0.7	0.7
Rated voltage (AC.V)	180	180	125	125
Test voltage(AC.V) 1 min	1000	1000	1000	1000
Contact resistance (mΩ)	5	5	10	10
Wire size (mm ² /AWG)	≤0.785/18	≤0.785/18	≤0.785/18	≤0.785/18

SP13 Series

SP
13



Cable connector
Mate with SP1311,SP1312

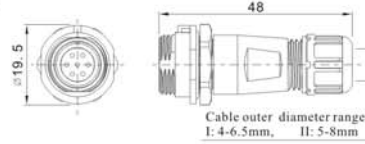


SP1310/P ___ SP1310/S ___

Cable outer diameter
I: 4-6.5mm, II: 5-8mm
Number of contact

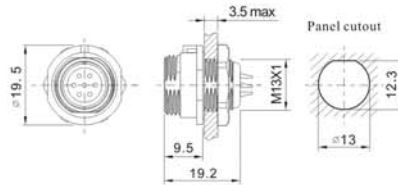


In-line cable connector
Mate with SP1310



SP1311/P ___ SP1311/S ___

Rear-nut mount
Mate with SP1310



SP1312/P ___ SP1312/S ___

Number of contact

Solder contact spec

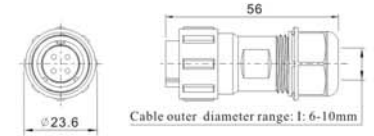
Number of contact	2	3	4	5	6	7	9
Male contact face view							
Rated current (A)	13	13	5	5	5	5	3
Contact diameter(mm)	1.6	1.6	1	1	1	1	0.7
Rated voltage (AC.V)	250	250	200	180	125	125	125
Test voltage(AC.V) 1 min	1500	1500	1500	1000	1000	1000	1000
Contact resistance (mΩ)	2	2	5	5	5	5	10
Wire size (mm ² /AWG)	≤2/14	≤2/14	≤0.785/18	≤0.785/18	≤0.785/18	≤0.785/18	≤0.785/18

SP17 Series

SP
17



Cable connector
Mate with SP1711,SP1712

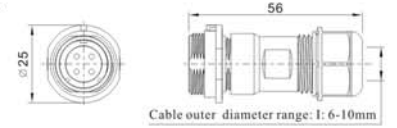


SP1710/P ___ SP1710/S ___

I: solder, 3: crimp
Cable outer diameter: I: 6-10mm
Number of contact

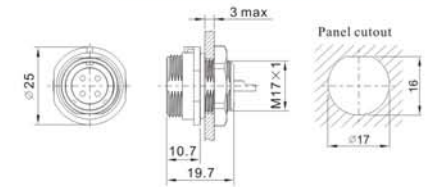


In-line cable connector
Mate with SP1710



SP1711/P ___ SP1711/S ___

Rear-nut mount
Mate with SP1710



SP1712/P ___ SP1712/S ___

I: solder, 3: crimp
Number of contact

Solder contact spec

★ Crimp contact spec see page 77-80

Number of contact	2	3	4	5	7	9	10
Male contact face view							
Rated current (A)	10	10	5	5	5	5	5
Contact diameter(mm)	1.5	1.5	1	1	1	1	1
Rated voltage (AC.V)	500	500	500	500	400	400	400
Test voltage(AC.V) 1 min	1500	1500	1500	1500	1200	1200	1200
Contact resistance (mΩ)	2.5	2.5	5	5	5	5	5
Wire size (mm ² /AWG)	≤2/14	≤2/14	≤0.785/18	≤0.785/18	≤0.785/18	≤0.785/18	≤0.785/18

SP21 Series

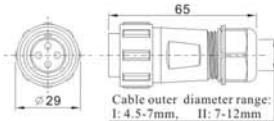
SP
21



Cable connector
Mate with SP2111, SP2112, SP2113

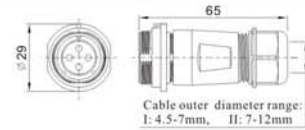
SP2110 / P --- SP2110 / S
Number of contact

1: solder, 2: screw, 3: crimp
Cable outer diameter: I: 4.5-7mm, II: 7-12mm



In-line cable connector
Mate with SP2110

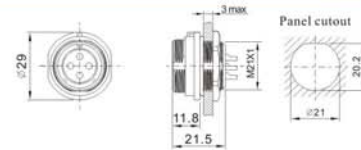
SP2111 / P --- SP2111 / S ---



Rear-nut mount
Mate with SP2110

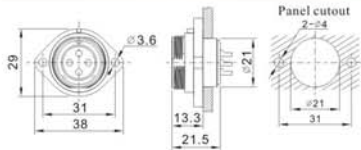
SP2112 / P --- SP2112 / S ---
Number of contact

1: solder, 2: screw, 3: crimp



2-hole flange
Mate with SP2110

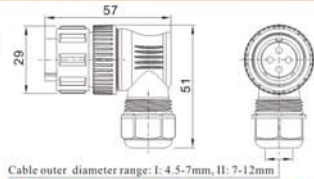
SP2113 / P --- SP2113 / S ---



Angled cable connector
Mate with SP2111, SP2112, SP2113

SP2116 / P --- SP2116 / S ---
Number of contact

1: solder, 2: screw, 3: crimp
Cable outer diameter:
I: 4.5-7mm, II: 7-12mm



Solder contact spec

Number of contact	2	3	4	5	5B	5C	7	9	12
Male contact face view									
Rated current (A)	30	30	30	30	30 5	15	15	5	5
Contact diameter(mm)	3	3	3	3	3X2 1X3	2	2	1	1
Rated voltage (AC.V)	500	500	500	500	500	500	500	500	400
Test voltage(AC.V) 1 min	1500	1500	1500	1500	1500	1500	1500	1500	1200
Contact resistance (mΩ)	1	1	1	1	1 5	2.5	2.5	5	5
Termination	solder / screw	solder / screw	solder / screw	solder / screw	solder	solder	solder	solder	solder
Wire size for solder (mm ² / AWG)	≤4/11	≤4/11	≤4/11	≤4/11	≤4/11 ≤0.785/18	≤2/14	≤2/14	≤0.785/18	≤0.785/18
Wire size for screw termination (mm ² / AWG)	≤1.5/15	≤1.5/15	≤1.5/15	≤1.5/15	/	/	/	/	/

★ Crimp contact spec see page 77-80

SP29 Series

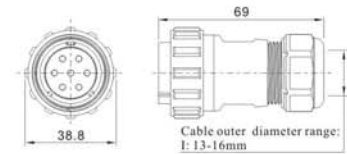
SP
29



Cable connector
Mate with SP2911, SP2912, SP2913

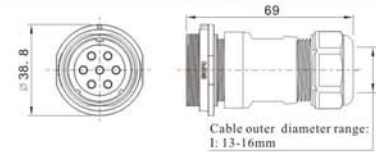
SP2910 / P --- SP2910 / S ---

1: solder, 2: screw, 3: crimp
Cable outer diameter: I: 13-16mm
Number of contact



In-line cable connector
Mate with SP2910

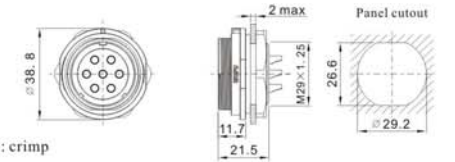
SP2911 / P --- SP2911 / S ---



Rear-nut mount
Mate with SP2910

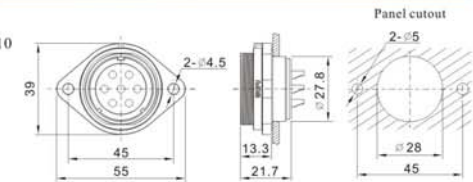
SP2912 / P --- SP2912 / S ---

1: solder, 2: screw, 3: crimp
Number of contact



2-hole flange
Mate with SP2910

SP2913 / P --- SP2913 / S ---



Solder contact spec

Number of contact	2	3	4	7	8	9	10	10B	12	16	17	20	24	26
Male contact face view														
Rated current (A)	50	50	25	25	25	25 5	25	10	10	10	10	5	5	5
Contact diameter(mm)	3.5	3.5	2.5	2.5	2.5	2.5X4 1X5	2.5	1.5	1.5	1.5	1.5	1	1	1
Rated voltage (AC.V)	500	500	500	500	500	500	500	500	500	500	500	400	400	400
Test voltage(AC.V) 1 min	1500	1500	1500	1500	1500	1500	1500	1500	1500	1500	1500	1200	1200	1200
Contact resistance (mΩ)	0.5	0.5	1	1	1	1 5	1	2.5	2.5	2.5	2.5	5	5	5
Termination	solder / screw	solder / screw	solder / screw	solder / screw	solder / screw	solder / screw	solder / screw	solder / screw	solder / screw	solder / screw	solder / screw	solder / screw	solder / screw	solder / screw
Wire size for solder (mm ² / AWG)	≤10/7	≤10/7	≤4/11	≤4/11	≤4/11	≤4/11 ≤0.785/18	≤4/11	≤2/14	≤2/14	≤2/14	≤2/14	≤2/14	≤0.785/18	≤0.785/18
Wire size for screw termination (mm ² / AWG)	≤6/10	≤6/10	≤1.5/15	≤1.5/15	≤1.5/15	≤1.5/15	≤1.5/15	/	/	/	/	/	/	/

★ Crimp contact spec see page 77-80