


## Card Edge Connector 0.200" (5.08mm) Pitch



### FEATURES:

- .200" (5.08mm) Contact Spacing x .200" (5.08mm) Row Spacing
- Accepts .062" (1.57mm) Nominal Thickness P.C. Board
- High Profile Insulator Body, .656" (16.66mm)
- Insulator Bushings Press into Metal Backplane
- Modular Design permits any Connector Length Assembly
- Contact Termination .045" (1.14mm) Square Wire Wrap
- Accepts between Contact and In-Contact Polarizing Keys
- RoHS Compliant & UL Recognize

### Specifications:

Insulator Material	UL 94V-0 Thermoplastic Polyester, White Color
Contact Material	Copper Alloy
Contact Plating	Gold Plating Over Nickel for Entire Contact
Current Rating	5 Amperes
Contact Resistance	10 milliohms maximum
Dielectric Withstand Voltage	1800 VAC rms at sea level between adjacent contacts
Insulation Resistance	5000 Megohms minimum
Operating Temperature	-40°C to +105°C
Insertion Force	16oz (4.45N) maximum per contact pair when tested with .070" (1.78mm) thick gauge
Withdrawal Force	1oz (0.28N) minimum per contact pair when tested with .054" (1.37mm) thick gauge

Example Part Number: **243-006-542-201**

Series \_\_\_\_\_

Total Number of Contacts \_\_\_\_\_

Contact Code \_\_\_\_\_

Contact Rows \_\_\_\_\_

### Total Number of Contacts

002 or 003  
004 or 006

### Contact Rows

Single Row  
Dual Row

### Contact Code

542

### Description & Tail Size

Wire Hole .045 (1.14) Square

### Tail Length "G"

.650 (16.51)

### Contact Rows

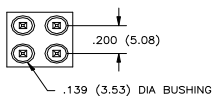
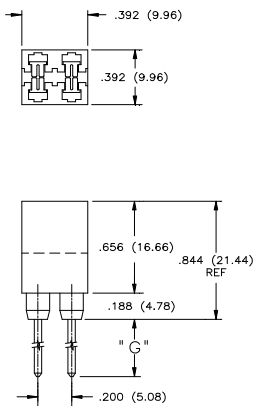
101  
201

### Description

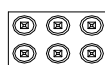
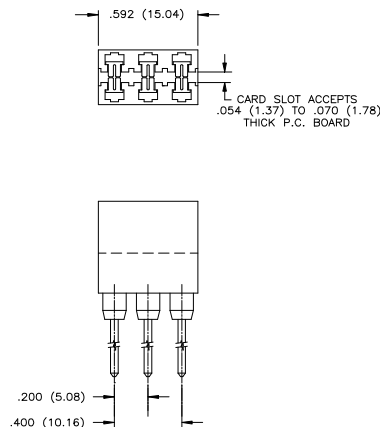
Single Row  
Dual Row

Series: 243

TWO OR FOUR CONTACT ASSEMBLY

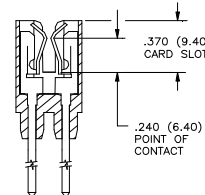


THREE OR SIX CONTACT ASSEMBLY

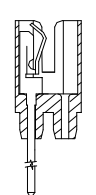


FOR IN-CONTACT POLARIZING USE KEY P/N 321-240-328  
FOR BETWEEN CONTACT POLARIZING USE KEY P/N 243-240-318

DUAL ROW



SINGLE ROW



PANEL HOLE PATTERN  
4 PIN / 6 PIN  
MODULE

