




### SERIES 48M-EM:



ACTUAL SIZE



Tel: +44(0)1962 773004  
 Fax: +44(0)1962 773104  
[sales@in2connect.uk.com](mailto:sales@in2connect.uk.com)  
[www.in2connect.uk.com](http://www.in2connect.uk.com)

### PANEL SEALED METAL PUSHBUTTON SWITCHES

Built on the proven series 48 platform these rugged switches come in stainless steel housings, electro-mechanical with either momentary or maintained action and lighted or unlighted versions. The variety of options in this compact package size make the 48M ideal for many applications: outdoor controls, security products, food processing and medical products.

#### KEY FEATURES:

- Momentary or Maintained Action
- Stainless Steel Housing
- Center Spot or Ring Illumination
- Variety of LED colors
- Electro-Mechanical
- Panel Sealed to IP67
- ROHS Compliant
- Gold Plated Contact and Terminals

### APPLICATIONS

- Outdoor Controls
- Kiosks
- Security Equipment
- Medical Equipment
- Food Processing Equipment
- Military Equipment
- Industrial Machinery
- Transportation: Mass-Transit, Marine, Lift Trucks

### ORDERING INFORMATION:

#### SWITCH FUNCTION:

1. MECHANICAL, MOMENTARY, SOLDER TERMINAL
2. MECHANICAL, MAINTAINED, SOLDER TERMINAL
5. MECHANICAL, MOMENTARY, PC TERMINAL
6. MECHANICAL, MAINTAINED, PC TERMINAL
- A. MECHANICAL, MOMENTARY, WIRE LEADS
- B. MECHANICAL, MAINTAINED, WIRE LEADS
9. SPECIAL, DIGITS ARE IN SERIAL ORDER

#### HOUSING MATERIAL:

1. STAINLESS STEEL
2. ZINC ALLOY CHROME PLATED

#### ILLUMINATION:

0. NON-LIT
1. CENTER SPOT ILLUMINATION
2. RING ILLUMINATION
3. ILLUMINATED POWER SYMBOL

#### LED COLOR:

- N. NONE
- G. GREEN L.E.D.
- R. RED L.E.D.
- A. AMBER L.E.D.
- B. BLUE L.E.D.
- W. WHITE L.E.D.

#### VOLTAGE RESISTOR

- IF BLANK \*
- 05 5V FORWARD

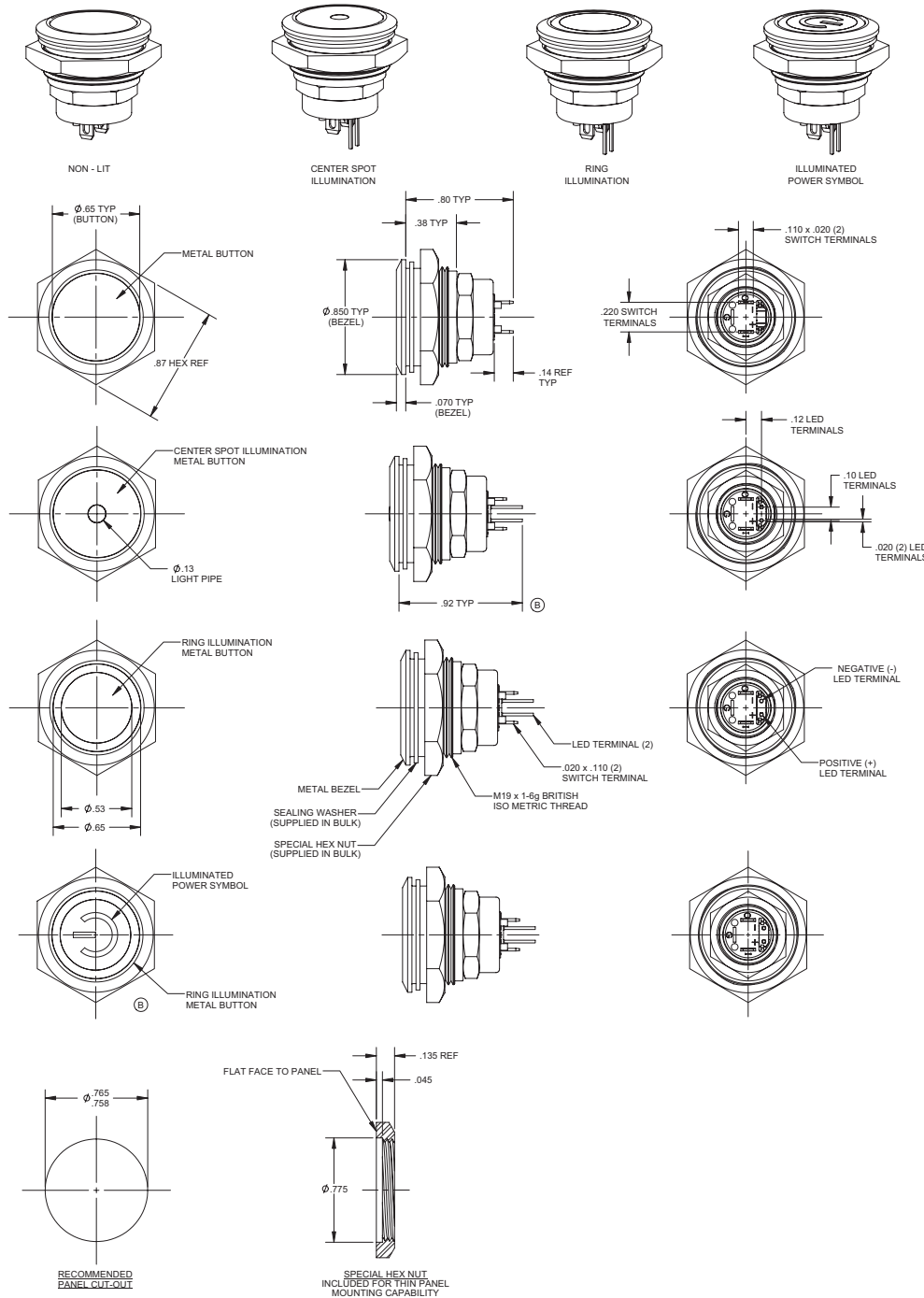
48M-

\* Current limiting resistor is required to limit LED forward current to 20 mA (not included).

### STANDARDS / AGENCY / RATINGS:



## PRODUCT DRAWINGS



## MECHANICAL / ELECTRICAL CHARACTERISTICS:

- Circuit:**  
SPST-NO-DB
- Button travel (nominal):**  
0.09 inches / 2.3 mm
- Operating force (nominal):**  
3N / 306 grams
- Contact bounce (nominal):**  
1 millisecond
- Panel thickness:**  
0.50" – 0.150" 1.3 – 3.8mm
- Temperature index:**  
-40°C to +85°C
- LED operating temperature:**  
-13° F to +185° F /  
-25° C to +85° C
- Torque (max):**  
10 inch pounds
- LED operating temperature:**  
-13° F to +185° F /  
-25° C to +85° C
- Current ratings (resistive):**  
250mA @ 12VDC, 100K cycles  
150mA @ 28VDC, 150K cycles  
(momentary)  
100mA @ 48VDC, 100K cycles  
10mA @ 12VDC, 1 million cycles  
(momentary)


## ELECTRO-MECHANICAL

- Dielectric strength:**  
1,000 VAC
- Insulation resistance:**  
1 GΩ
- Contact resistance:**  
50 mΩ max (initial)


## PANEL MOUNTING AND CONSTRUCTION INFORMATION

The series 48M mounts easily into panels of minimum 0.50" (1.3 mm) and maximum 0.150" (3.8 mm) thickness. Front panel sealing to IP67 is achieved by a sealing o-ring fitted to the body of the switch before it is inserted into the panel hole cut-out. It is held onto the panel by means of a brass hex nut tightened down to a torque of 10 inch pounds to achieve the correct sealing pressure.

### SERIES 48M-SS:



ACTUAL SIZE



### PANEL SEALED METAL PUSHBUTTON SWITCHES

Built on the proven series 48 platform these rugged switches come in stainless steel housings, solid-state with either momentary or maintained action and lighted or unlighted versions. The variety of options in this compact package size make the 48M ideal for many applications: outdoor controls, security products, food processing and medical products.

#### KEY FEATURES:

- Momentary or Maintained Action
- Stainless Steel Housing
- Center Spot or Ring Illumination
- Variety of LED colors
- Solid State
- Panel Sealed to IP67
- ROHS Compliant
- Gold Plated Contact and Terminals

#### APPLICATIONS

- Outdoor Controls
- Kiosks
- Security Equipment
- Medical Equipment
- Food Processing Equipment
- Military Equipment
- Industrial Machinery
- Transportation: Mass-Transit, Marine, Lift Trucks

#### ORDERING INFORMATION:

##### SWITCH FUNCTION:

- 3. SOLID STATE, MOMENTARY, SOLDER TERMINAL
- 4. SOLID STATE, MAINTAINED, SOLDER TERMINAL
- 7. SOLID STATE, MOMENTARY, PC TERMINAL
- 8. SOLID STATE, MAINTAINED, PC TERMINAL
- C. SOLID STATE, , MOMENTARY, WIRE LEADS
- D. SOLID STATE, , MAINTAINED, WIRE LEADS
- 9. SPECIAL, DIGITS ARE IN SERIAL ORDER

##### HOUSING MATERIAL:

- 1. STAINLESS STEEL
- 2. ZINC ALLOY CHROME PLATED

##### ILLUMINATION:

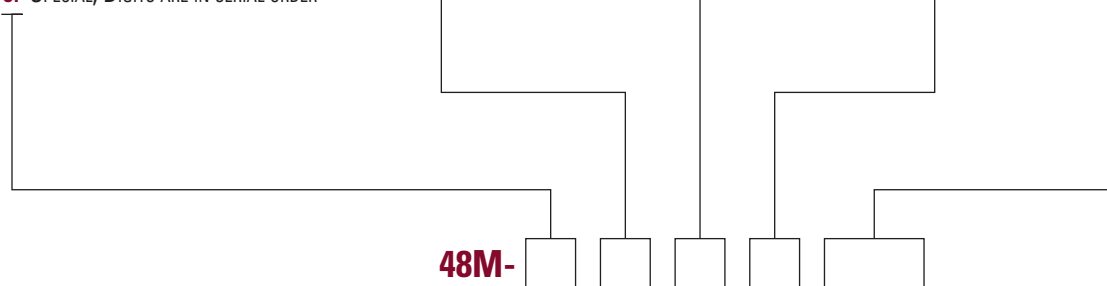
- 0. NON-LIT
- 1. CENTER SPOT ILLUMINATION
- 2. RING ILLUMINATION
- 3. ILLUMINATED POWER SYMBOL

##### LED COLOR:

- N. NONE
- G. GREEN L.E.D.
- R. RED L.E.D.
- A. AMBER L.E.D.
- B. BLUE L.E.D.
- W. WHITE L.E.D.

##### VOLTAGE RESISTOR

- IF BLANK \*
- 05 5V FORWARD



#### STANDARDS / AGENCY / RATINGS:



\* Current limiting resistor is required to limit LED forward current to 20 mA (not included).

